

## Flush and surface mounting enclosures

Schneider Electric's range of enclosures consists of different products (1, 2, 3 and 4) to enable it to be the most competitive range possible in each country, allowing for the special characteristics of each market:

- usual installation procedure
- price- packaging and local requirement.

### Variants

Offers			Pages
Offer 1	Internationnal (without Terminal Block)	For Easy9 catalogue	2
Offer 1 bis	Internationnal (without Terminal Block)	For Acti9 catalogue	4
Offer 2	Internationnal (with Terminal Block)	For Easy9 catalogue	6
Offer 2 bis	Internationnal (with Terminal Block)	For Acti9 catalogue	8
Offer 3	Russian		10
Common offer 1, 1bis, 2, 2bis, 3	Dimensions		14
Offer 4	Gulf	For Easy9 catalogue	16

### CÔNG TY CỔ PHẦN THIẾT BỊ ĐIỆN HOÀNG PHƯƠNG

ĐC: Số 10, ngõ 44, phố Võ Thị Sáu, P.Thanh Nhàn, Q.Hai Bà Trưng, TP. Hà Nội

MST: 0106798886

Tel: 024.3215.1322

Website: [Hoangphuong.com.vn](http://Hoangphuong.com.vn)

Phone/Zalo: **0944.240.317 / 0975.123.698 / 0961.008.858**

Email: [Codienhoangphuong@gmail.com](mailto:Codienhoangphuong@gmail.com)

Offer selection see page 1

## Offer 1

This sticker must be removed before publishing

### Description

Easy 9 enclosures are designed for installing modular "DIN" devices in residential environments.

They are used indoors and are available in 8, 12, 18, 24 and 36 modules of 18 mm.

- Ergonomic design and easy installation.
- Fitted with a smoked or a plain reversible door opening to 180°.
- Precut cable passthroughs on 4 sides.
- 1 to 3 DIN rails, chassis allows the cabling outside the back box.

### Flush mounting enclosure

The flush mounting enclosure consists of:

- A symmetrical back box:
  - robust,
  - depth adapted to the walls of reduced thickness,
  - with pre-holes for entry tubes on the 4 sides.

#### Flush mounting enclosures

Number of rows	Number of modules per row	Capacity in 18 mm modules	Rated current In (A)	Plain door	Smoked door
1	8	8	63	EZ9E108P0F	EZ9E108S0F
1	12	12	63	EZ9E112P0F	EZ9E112S0F
1	18	18	63	EZ9E118P0F	EZ9E118S0F
2	12	24	63	EZ9E212P0F	EZ9E212S0F
3	12	36	80	EZ9E312P0F	EZ9E312S0F


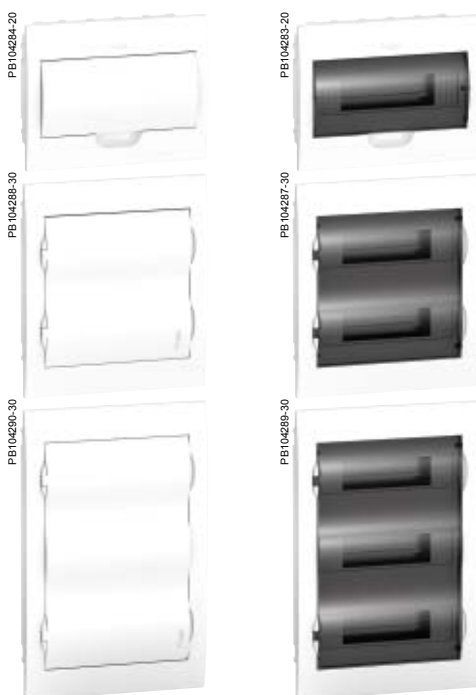
### Surface mounting enclosure

The surface mounting enclosure consists of:

- A back with:
  - a centered slot to facilitate installation,
  - fixing holes for vertical adjustment,
- The necessitate for entry cables:
  - punch-outs,
  - a large area for drilling (crown saw, punches).

#### Surface mounting enclosures

Number of rows	Number of modules per row	Capacity in 18 mm modules	Rated current In (A)	Plain door	Smoked door
1	8	8	63	EZ9E108P0S	EZ9E108S0S
1	12	12	63	EZ9E112P0S	EZ9E112S0S
1	18	18	63	EZ9E118P0S	EZ9E118S0S
2	12	24	63	EZ9E212P0S	EZ9E212S0S
3	12	36	80	EZ9E312P0S	EZ9E312S0S





Offer selection see page 1

**Offer 1**

This sticker must be removed before publishing

## Accessories

Description	Set of	Cat. no.
Blanking plates 5 units	10	13387
Kit 1 terminal block for enclosure 8 modules (8 holes)	1	EZ9ETB01
Kit 1 terminal block for enclosure 12 modules (8 holes)	1	EZ9ETB02
Kit 1 terminal block for enclosure 18 modules (17 holes)	1	EZ9ETB03
Kit 1 terminal block for enclosure 18 modules (17 holes)	1	EZ9ETB04
Kit 1 terminal block for enclosure 36 modules (22 holes)	1	EZ9ETB05
Kit 2 terminal blocks for enclosure 8 modules (2 x 8 holes)	1	EZ9ETB06
Kit 2 terminal blocks for enclosure 12 modules (2 x 8 holes)	1	EZ9ETB07
Kit 2 terminal blocks for enclosure 18 modules (2 x 17 holes)	1	EZ9ETB08

## Characteristics

### Main characteristics

Compliance with standards	IEC 60670-1-24	
Rated current (In)	8, 12, 16 and 24 module enclosures	63 A
	36 module enclosures	80 A
Rated operational voltage (Ue)	400 V	
Rated insulation voltage (Ui)	500 V	

### Additional characteristics

Degree of protection	To IEC 60529	IP40 closed door IP30 open door
	To IEC 62262	Against mechanical impacts IK07
Degree of pollution	2	
Operating temperature	-5°C to +60°C	
Storage temperature	-15°C to +70°C	
Color	White RAL9003	
Materials	To IEC 60695-2-10	Self-extinguishing technoplastic, resistant to fire and abnormal heat 650°C/30 min

Flush mounting enclosure cannot be installed on DryWall

# Flush and surface mounting enclosures



## IEC 60670-1-24

Easy 9 enclosures are designed for installing modular "DIN" devices in residential environments.

They are used indoors and are available in 8, 12, 18, 24 and 36 modules of 18 mm.

- Ergonomic design and easy installation.
  - Fitted with a smoked or a plain reversible door opening to 180°.
  - Precut cable passthroughs on 4 sides.
- 1 to 3 DIN rails, chassis allows the cabling outside the back box.

## Flush mounting enclosure

The flush mounting enclosure consists of:

- a symmetrical back box:
  - robust,
  - depth adapted to the walls of reduced thickness,
  - with pre-holes for entry tubes on the 4 sides.

## Catalogue numbers

Flush mounting enclosures					
Number of row	Number of modules per row	Capacity in 18 mm modules	Rated current In (A)	Plain door	Smoked door
1	8	8	63	EZ9E108P0F	EZ9E108S0F
1	12	12	63	EZ9E112P0F	EZ9E112S0F
1	18	18	63	EZ9E118P0F	EZ9E118S0F
2	12	24	63	EZ9E212P0F	EZ9E212S0F
3	12	36	80	EZ9E312P0F	EZ9E312S0F


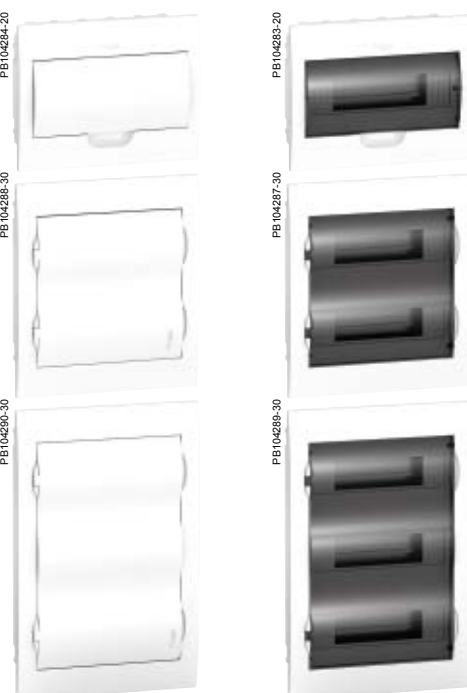
## Surface mounting enclosure

The surface mounting enclosure consists of:

- a back with:
  - a centered slot to facilitate installation,
  - fixing holes for vertical adjustment,
- the necessitate for entry cables:
  - punch-outs,
  - a large area for drilling (crown saw, punches).

## Catalogue numbers

Surface mounting enclosures					
Number of row	Number of modules per row	Capacity in 18 mm modules	Rated current In (A)	Plain door	Smoked door
1	8	8	63	EZ9E108P0S	EZ9E108S0S
1	12	12	63	EZ9E112P0S	EZ9E112S0S
1	18	18	63	EZ9E118P0S	EZ9E118S0S
2	12	24	63	EZ9E212P0S	EZ9E212S0S
3	12	36	80	EZ9E312P0S	EZ9E312S0S



# Flush and surface mounting enclosures



## Accessories

Description	Set of	Cat. no.
Blanking plates 5 units	10	13387
Kit 1 terminal block for enclosure 8 modules (8 holes)	1	EZ9ETB01
Kit 1 terminal block for enclosure 12 modules (8 holes)	1	EZ9ETB02
Kit 1 terminal block for enclosure 18 modules (17 holes)	1	EZ9ETB03
Kit 1 terminal block for enclosure 18 modules (17 holes)	1	EZ9ETB04
Kit 1 terminal block for enclosure 36 modules (22 holes)	1	EZ9ETB05
Kit 2 terminal blocks for enclosure 8 modules (2 x 8 holes)	1	EZ9ETB06
Kit 2 terminal blocks for enclosure 12 modules (2 x 8 holes)	1	EZ9ETB07
Kit 2 terminal blocks for enclosure 18 modules (2 x 17 holes)	1	EZ9ETB08

## Technical data

Main characteristics		
Compliance with standards		IEC 60670-1-24
Rated current (In)	8, 12, 16 and 24 module enclosures	63 A
	36 module enclosures	80 A
Rated operational voltage (Ue)		400 V
Rated insulation voltage (Ui)		500 V
Additional characteristics		
Degree of protection	To IEC 60529	IP40 closed door
		IP30 open door
	To IEC 62262	Against mechanical impacts IK07
Degree of pollution		2
Operating temperature		-5°C to +60°C
Storage temperature		-15°C to +70°C
Color		White RAL9003
Materials	To IEC 60695-2-10	Self-extinguishing technoplastic, resistant to fire and abnormal heat 650°C/30 min
Flush mounting enclosure cannot be installed on DryWall		

## Weight (g)

	Flush mounting enclosures		Surface mounting enclosures	
Type	Plain door	Smoked door	Plain door	Smoked door
8 modules	480	490	430	430
12 modules	600	610	550	560
18 modules	970	1060	820	840
24 modules	1270	1400	1140	1250
36 modules	1740	1770	1540	1570

Offer selection see page 1

## Offer 2

This sticker must be removed before publishing

### Description

Easy 9 enclosures are designed for installing modular "DIN" devices in residential environments.


They are used indoors and are available in 8, 12, 18, 24 and 36 modules of 18 mm.

- Ergonomic design and easy installation.
- Fitted with a smoked or a plain reversible door opening to 180°.
- Precut cable passthroughs on 4 sides.
- 1 to 3 DIN rails, chassis allows the cabling outside the back box.
- Two earth and neutral terminal blocks.

### Flush mounting enclosure

The flush mounting enclosure consists of:

- A symmetrical back box:
  - robust,
  - depth adapted to the walls of reduced thickness,
  - with pre-holes for entry tubes on the 4 sides.





#### Flush mounting enclosures

Number of rows	Number of modules per row	Capacity in 18 mm modules	Rated current In (A)	Plain door	Smoked door	Terminal block
1	8	8	63	EZ9E108P2F	EZ9E108S2F	2 x 8 holes
1	12	12	63	EZ9E112P2F	EZ9E112S2F	2 x 8 holes
1	18	18	63	EZ9E118P2F	EZ9E118S2F	2 x 17 holes
2	12	24	63	EZ9E212P2F	EZ9E212S2F	2 x 17 holes
3	12	36	80	EZ9E312P2F	EZ9E312S2F	2 x 22 holes

### Surface mounting enclosure

The surface mounting enclosure consists of:

- A back with:
  - a centered slot to facilitate installation,
  - fixing holes for vertical adjustment.
- The necessitate for entry cables:
  - punch-outs,
  - a large area for drilling (crown saw, punches).



#### Surface mounting enclosures

Number of rows	Number of modules per row	Capacity in 18 mm modules	Rated current In (A)	Plain door	Smoked door	Terminal block
1	8	8	63	EZ9E108P2S	EZ9E108S2S	2 x 8 holes
1	12	12	63	EZ9E112P2S	EZ9E112S2S	2 x 8 holes
1	18	18	63	EZ9E118P2S	EZ9E118S2S	2 x 17 holes
2	12	24	63	EZ9E212P2S	EZ9E212S2S	2 x 17 holes
3	12	36	80	EZ9E312P2S	EZ9E312S2S	2 x 22 holes

Offer selection see page 1

**Offer 2**

This sticker must be removed before publishing

## Characteristics

### Main characteristics

Compliance with standards	IEC 60670-1-24	
Rated current (In)	8, 12, 16 and 24 module enclosures	63 A
	36 module enclosures	80 A
Rated operational voltage (Ue)	400 V	
Rated insulation voltage (Ui)	500 V	

### Additional characteristics

Degree of protection	To IEC 60529	IP40 closed door
		IP30 open door
	To IEC 62262	Against mechanical impacts IK07
Degree of pollution	2	
Operating temperature	-5°C to +60°C	
Storage temperature	-15°C to +70°C	
Color	White RAL9003	
Materials	To IEC 60695-2-10	Self-extinguishing technoplastic, resistant to fire and abnormal heat 650°C/30 min
Flush mounting enclosure cannot be installed on DryWall		



## IEC 60670-1-24

Easy 9 enclosures are designed for installing modular "DIN" devices in residential environments.

They are used indoors and are available in 8, 12, 18, 24 and 36 modules of 18 mm.

- Ergonomic design and easy installation.
- Fitted with a smoked or a plain reversible door opening to 180°.
- Precut cable passthroughs on 4 sides.
- 1 to 3 DIN rails, chassis allows the cabling outside the back box.
- Two earth and neutral terminal blocks.

### Flush mounting enclosure

The flush mounting enclosure consists of:

- a symmetrical back box:
  - robust,
  - depth adapted to the walls of reduced thickness,
  - with pre-holes for entry tubes on the 4 sides.




### Catalogue numbers

Flush mounting enclosures						
Number of row	Number of modules per row	Capacity in 18 mm modules	Rated current In (A)	Plain door	Smoked door	Terminal Block
1	8	8	63	EZ9E108P2F	EZ9E108S2F	2 x 8 holes
1	12	12	63	EZ9E112P2F	EZ9E112S2F	2 x 8 holes
1	18	18	63	EZ9E118P2F	EZ9E118S2F	2 x 17 holes
2	12	24	63	EZ9E212P2F	EZ9E212S2F	2 x 17 holes
3	12	36	80	EZ9E312P2F	EZ9E312S2F	2 x 22 holes

### Surface mounting enclosure

The surface mounting enclosure consists of:

- a back with:
  - a centered slot to facilitate installation,
  - fixing holes for vertical adjustment,
- the necessitate for entry cables:
  - punch-outs,
  - a large area for drilling (crown saw, punches).



### Catalogue numbers

Surface mounting enclosures						
Number of row	Number of modules per row	Capacity in 18 mm modules	Rated current In (A)	Plain door	Smoked door	Terminal Block
1	8	8	63	EZ9E108P2S	EZ9E108S2S	2 x 8 holes
1	12	12	63	EZ9E112P2S	EZ9E112S2S	2 x 8 holes
1	18	18	63	EZ9E118P2S	EZ9E118S2S	2 x 17 holes
2	12	24	63	EZ9E212P2S	EZ9E212S2S	2 x 17 holes
3	12	36	80	EZ9E312P2S	EZ9E312S2S	2 x 22 holes



# Flush and surface mounting enclosures



## Technical data

### Main characteristics

Compliance with standards	IEC 60670-1-24
Rated current (In)	8, 12, 16 and 24 module enclosures 36 module enclosures
	63 A 80 A
Rated operational voltage (Ue)	400 V
Rated insulation voltage (Ui)	500 V

### Additional characteristics

Degree of protection	To IEC 60529	IP40 closed door IP30 open door
	To IEC 62262	Against mechanical impacts IK07
Degree of pollution		2
Operating temperature		-5°C to +60°C
Storage temperature		-15°C to +70°C
Color		White RAL9003
Materials	To IEC 60695-2-10	Self-extinguishing technoplastic, resistant to fire and abnormal heat 650°C/30 min

Flush mounting enclosure cannot be installed on DryWall

## Weight (g)

	Flush mounting enclosures		Surface mounting enclosures	
Type	Plain door	Smoked door	Plain door	Smoked door
8 modules	650	650	590	600
12 modules	850	860	800	810
18 modules	1180	1200	1050	1060
24 modules	1380	1400	1260	1290
36 modules	1870	1890	1680	1700

Offer selection see page 1

## Offer 3

This sticker must be removed before publishing

### Description

Easy 9 enclosures are designed for installing modular "DIN" devices in residential environments.


They are used indoors and are available in 8, 12, 18, 24 and 36 modules of 18 mm.

- Ergonomic design and easy installation.
- Fitted with a smoked or a plain reversible door opening to 180°.
- Precut cable passthroughs on 4 sides.
- 1 to 3 DIN rails, chassis allows the cabling outside the back box.
- Two earth and neutral terminal blocks.

### Flush mounting enclosure

The flush mounting enclosure consists of:

- A symmetrical back box:
  - robust,
  - depth adapted to the walls of reduced thickness,
  - with pre-holes for entry tubes on the 4 sides.





#### Flush mounting enclosures

Number of rows	Number of modules per row	Capacity in 18 mm modules	Rated current In (A)	Plain door	Smoked door	Terminal block
1	8	8	63	EZ9E108P2FRU	EZ9E108S2FRU	2 x 8 holes
1	12	12	63	EZ9E112P2FRU	EZ9E112S2FRU	2 x 8 holes
1	18	18	63	EZ9E118P2FRU	EZ9E118S2FRU	2 x 17 holes
2	12	24	63	EZ9E212P2FRU	EZ9E212S2FRU	2 x 17 holes
3	12	36	80	EZ9E312P2FRU	EZ9E312S2FRU	2 x 22 holes

### Surface mounting enclosure

The surface mounting enclosure consists of:

- A back with:
  - a centered slot to facilitate installation,
  - fixing holes for vertical adjustment.
- The necessitate for entry cables:
  - punch-outs,
  - a large area for drilling (crown saw, punches).



#### Surface mounting enclosures

Number of rows	Number of modules per row	Capacity in 18 mm modules	Rated current In (A)	Plain door	Smoked door	Terminal block
1	8	8	63	EZ9E108P2SRU	EZ9E108S2SRU	2 x 8 holes
1	12	12	63	EZ9E112P2SRU	EZ9E112S2SRU	2 x 8 holes
1	18	18	63	EZ9E118P2SRU	EZ9E118S2SRU	2 x 17 holes
2	12	24	63	EZ9E212P2SRU	EZ9E212S2SRU	2 x 17 holes
3	12	36	80	EZ9E312P2SRU	EZ9E312S2SRU	2 x 22 holes

Offer selection see page 1

**offer 3**

This sticker must be removed before publishing

## Characteristics

### Main characteristics

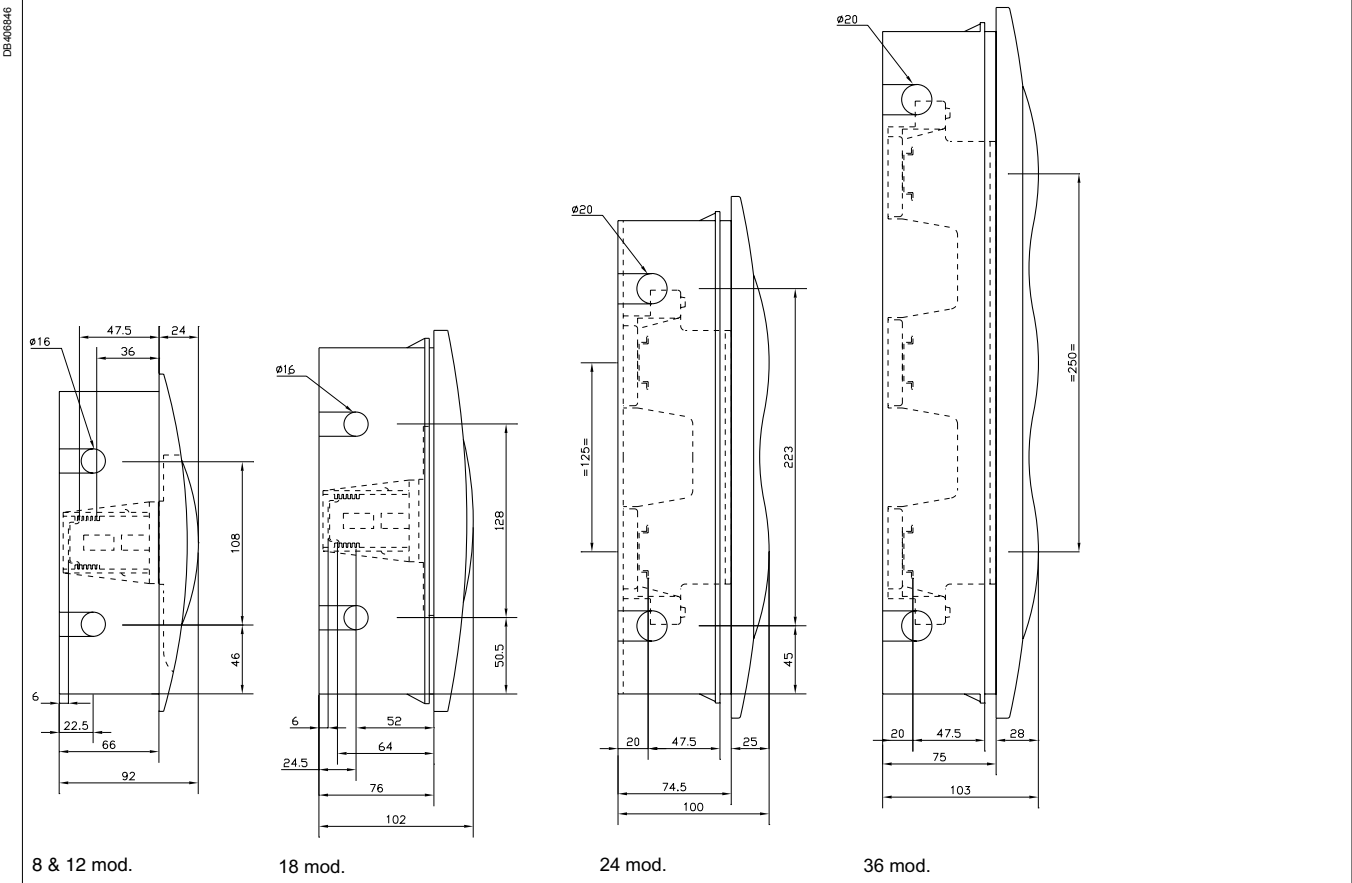
Compliance with standards	IEC 60670-1-24	
Rated current (In)	8, 12, 16 and 24 module enclosures	63 A
	36 module enclosures	80 A
Rated operational voltage (Ue)	400 V	
Rated insulation voltage (Ui)	500 V	

### Additional characteristics

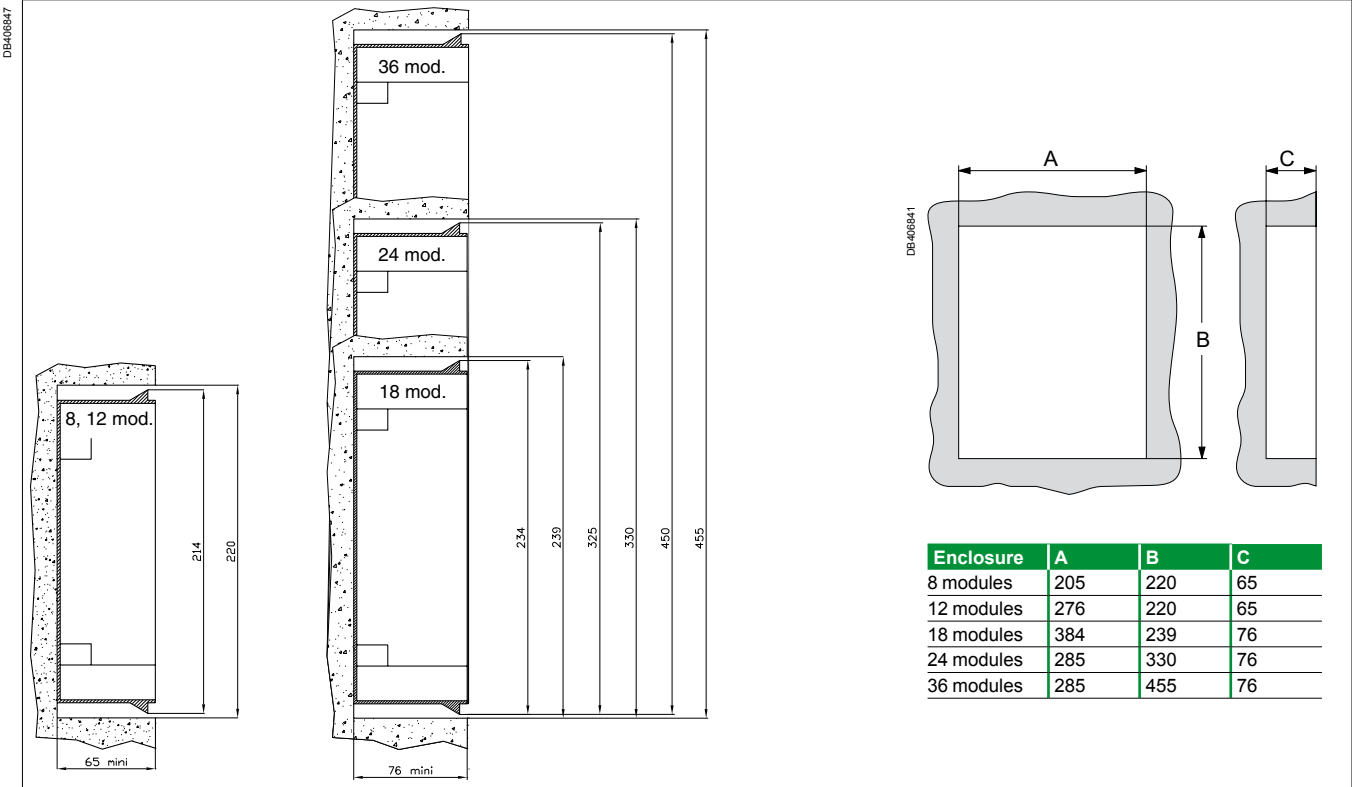
Degree of protection	To IEC 60529	IP40 closed door
		IP30 open door
	To IEC 62262	Against mechanical impacts IK07
Degree of pollution	2	
Operating temperature	-5°C to +60°C	
Storage temperature	-15°C to +70°C	
Color	White RAL9003	
Materials	To IEC 60695-2-10	Self-extinguishing technoplastic, resistant to fire and abnormal heat 650°C/30 min
Flush mounting enclosure cannot be installed on DryWall		

Dimensions (mm)

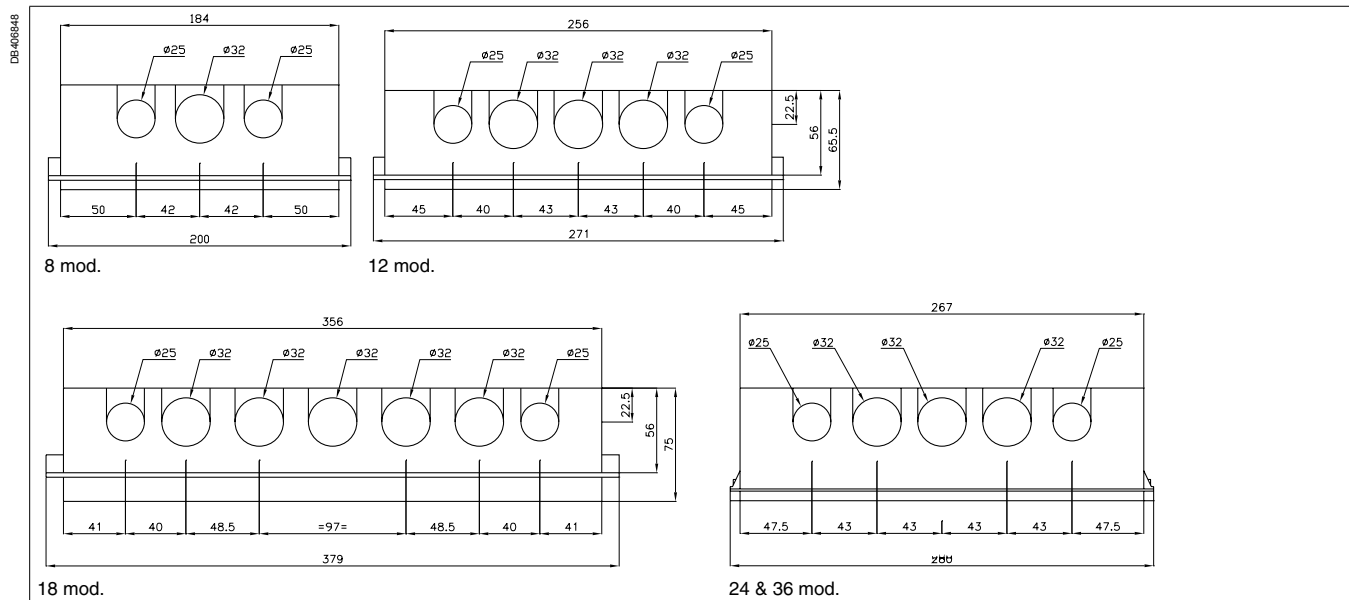
Flush mounting: Side view



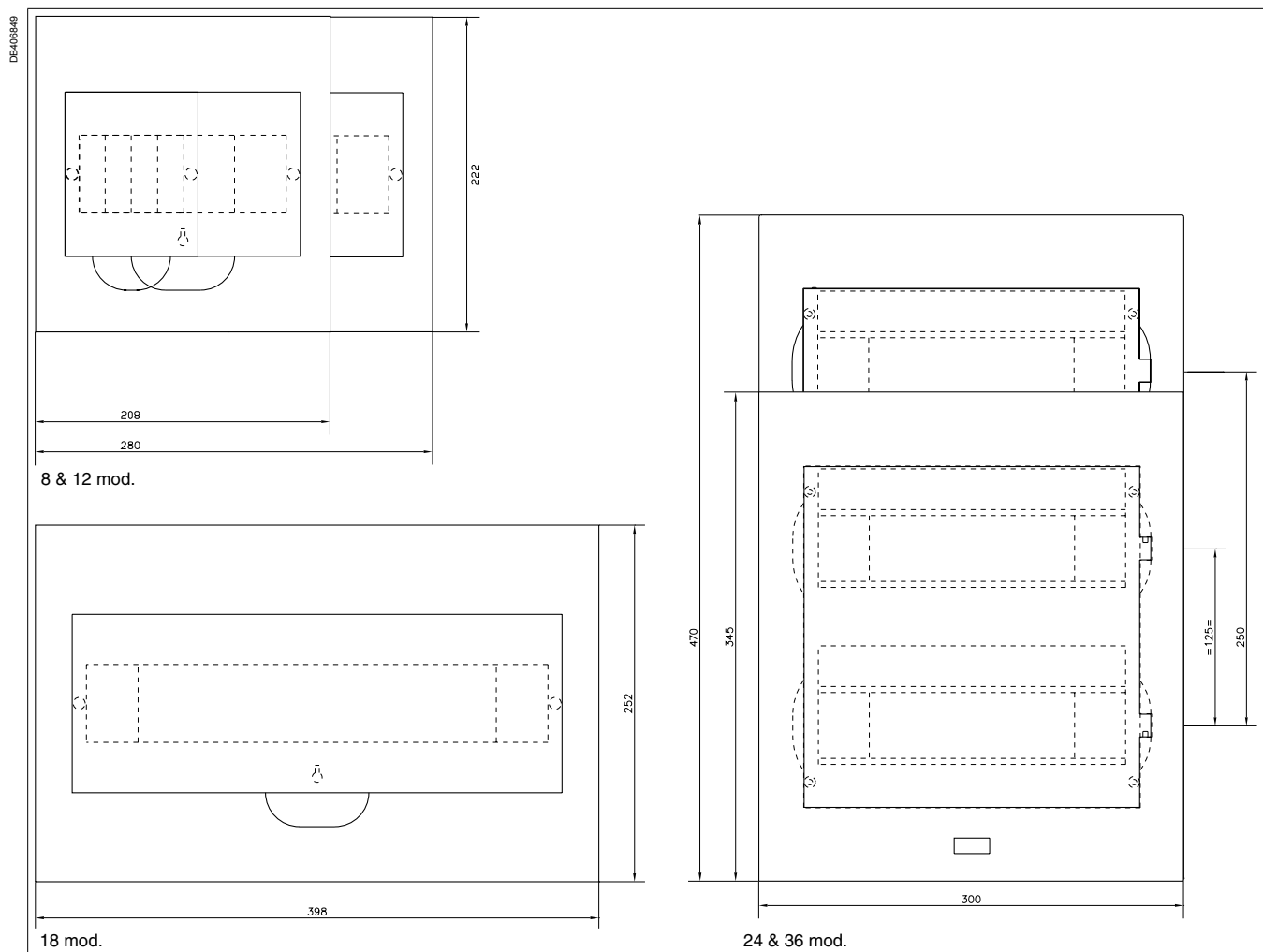
Flush mounting: Flush mount view



## Flush mounting: Top view

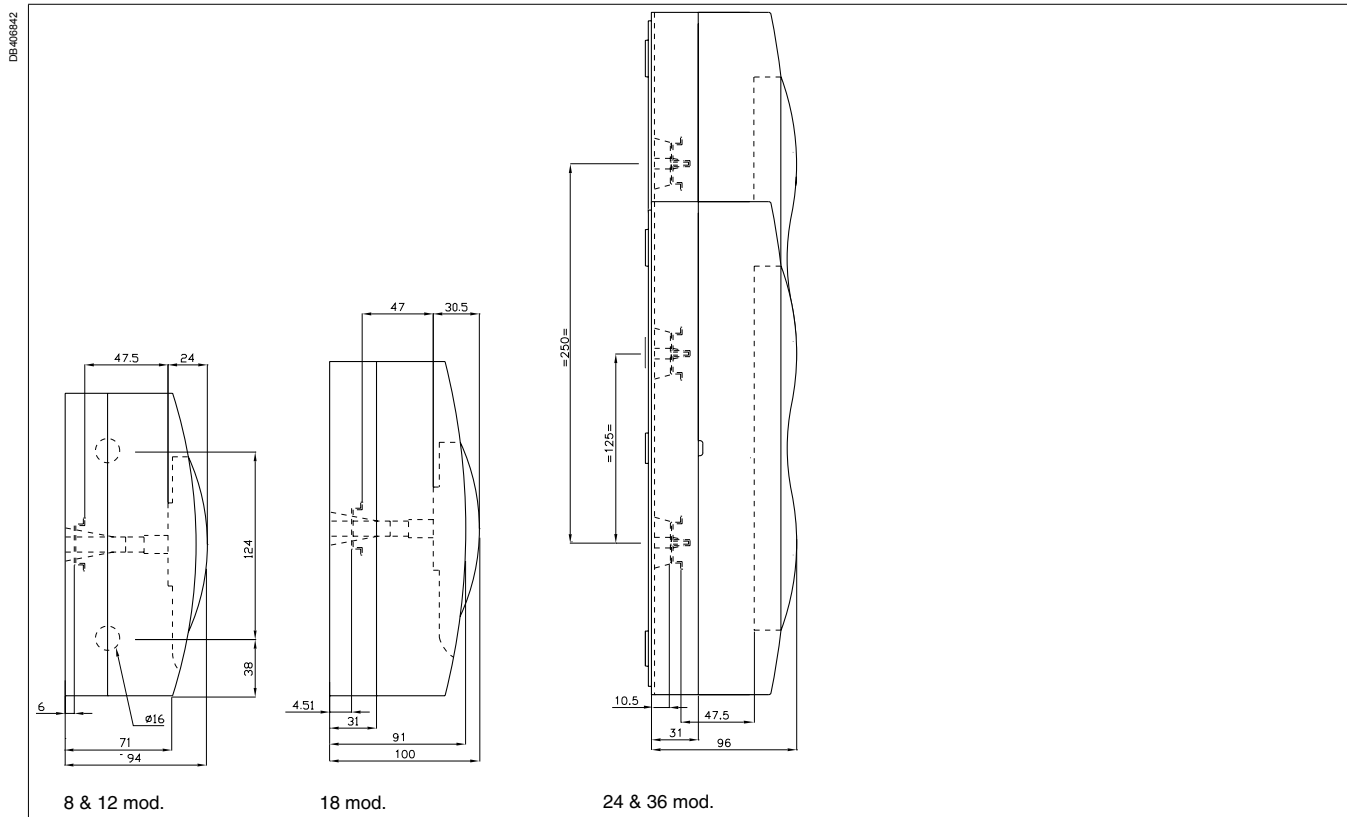


## Flush mounting: front view

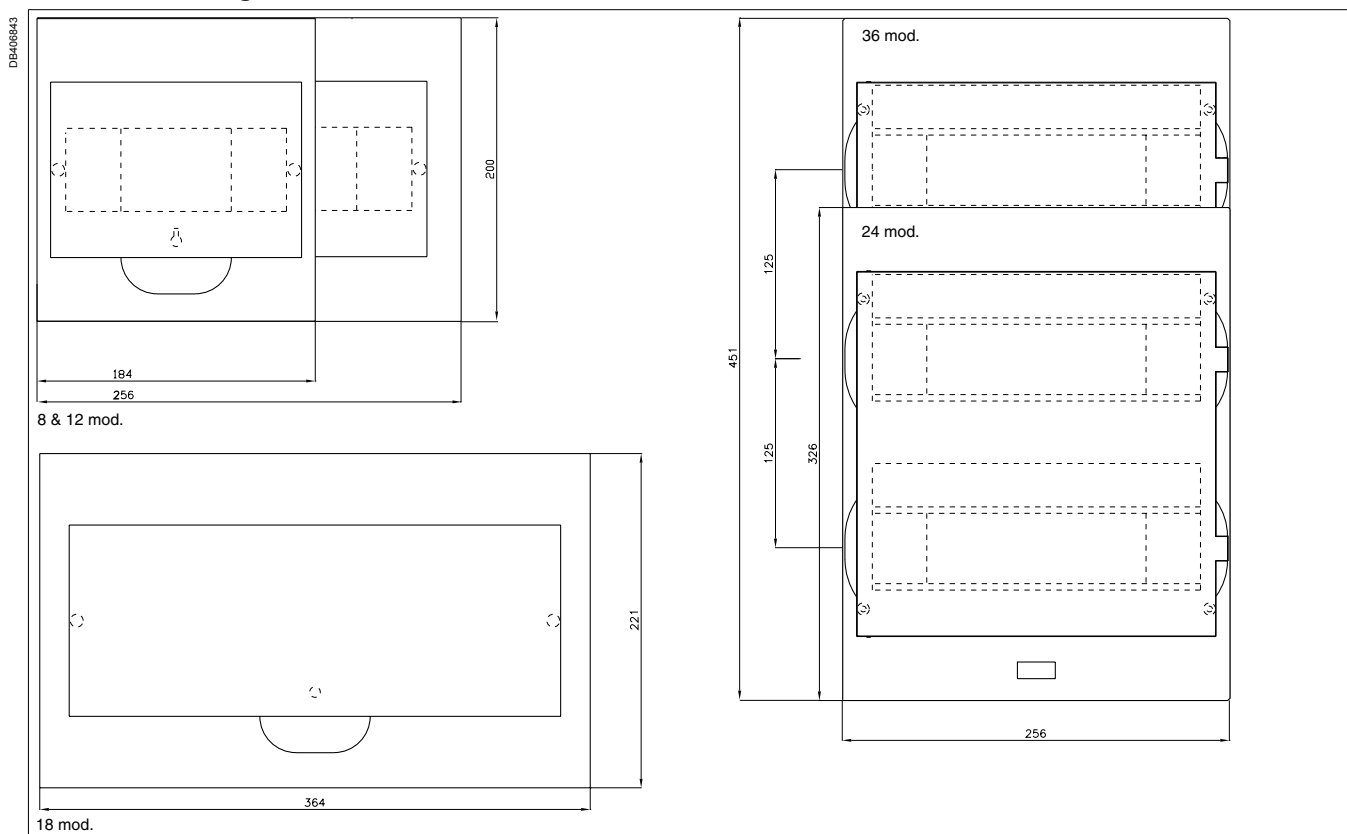


## Dimensions (mm)

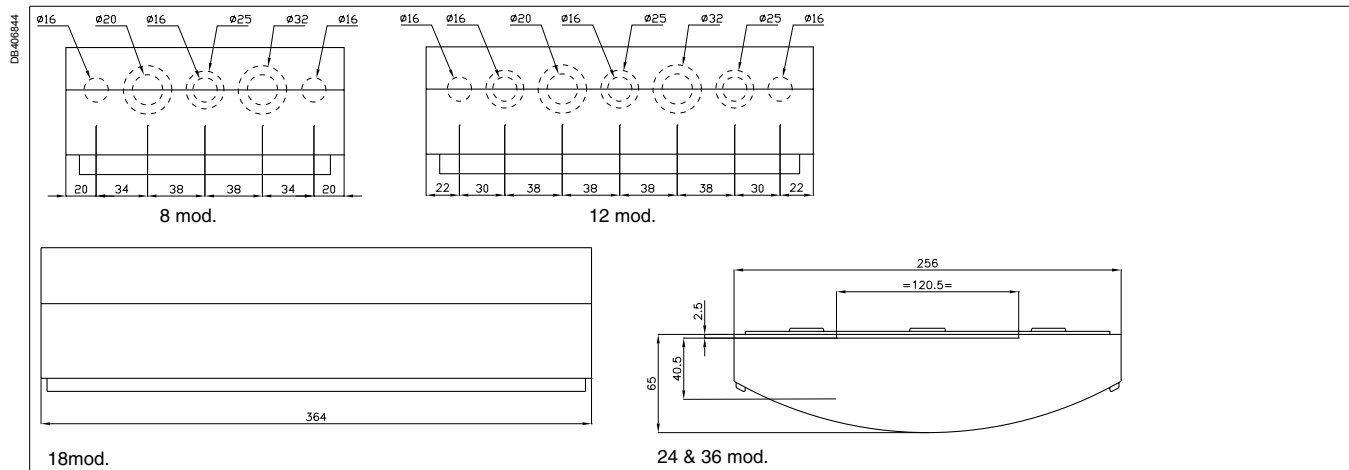
## Surface mounting: Side view



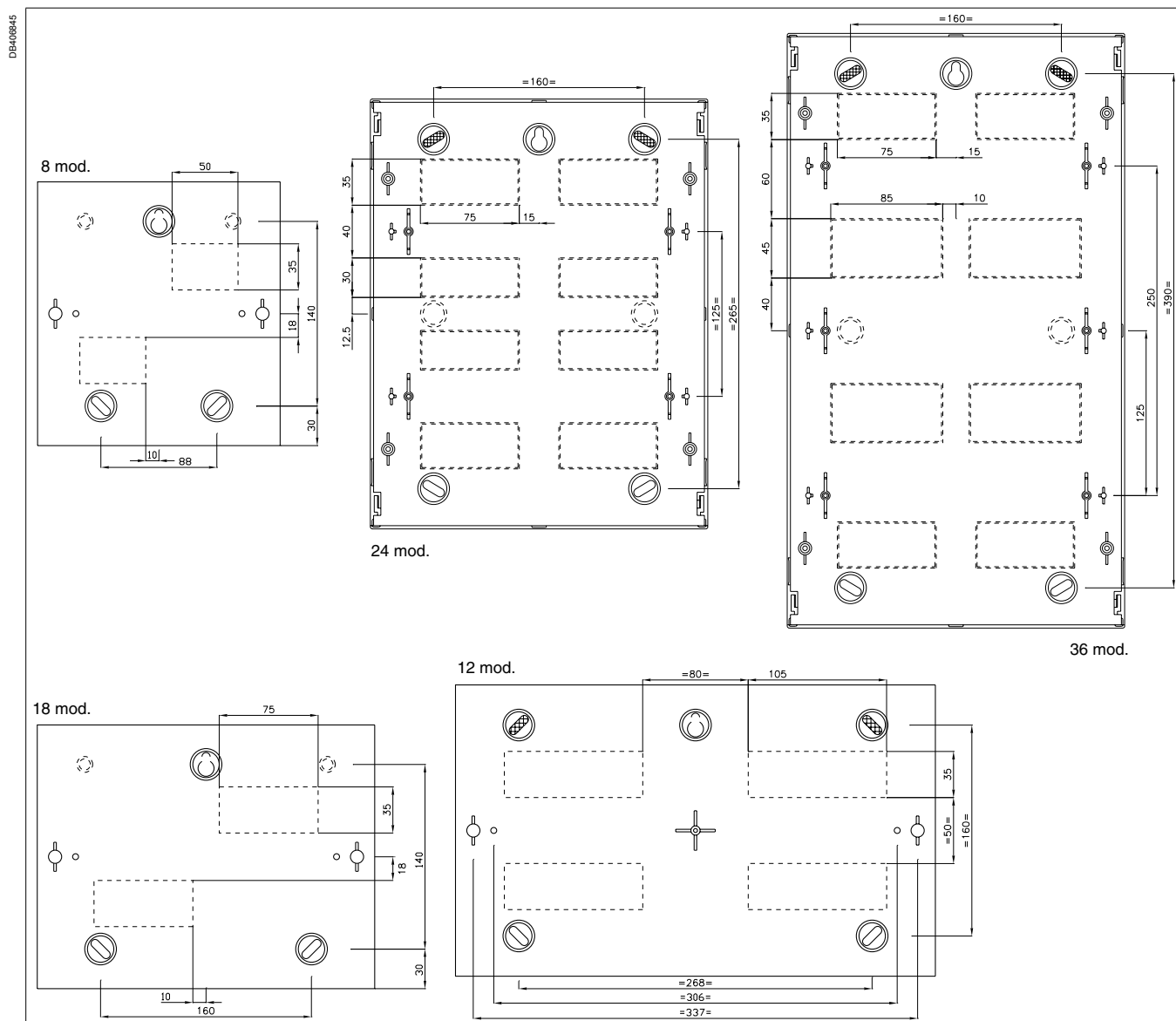
## Surface mounting: Front view



## Surface mounting: Top view





## Surface mounting: Back view



Offer selection see page 1

## Offer 4

This sticker must be removed before publishing



## Description

Easy 9 distribution board consists of a range of metallic enclosures, it is specifically designed to accommodate Schneider Electric device outgoings modular "DIN"(MCB & RCBO) for protection of people and equipment and wide choice of incomers (MCB, RCCB, switch disconnector).

- Plain flat door with sliding knob to enable easy and safe opening and closing of door.
- Common references for surface and flush along with plastering guide on side of the distribution board to enable easy alignment for flush mounting.
- Top and bottom removable gland plates with precut cable passthroughs.
- Earth and neutral terminal blocks.

## Single phase distribution board

- Available from 6, 8, 10, 12 and 16 ways with fixed busbar (excluding main incomer).

- Incomer provision:
  - 2P, isolator 40 to 100 A,
  - 2P, RCCB upto 100 A,
  - 2P, MCB upto 63 A.
- Outgoer provision: MCB.

Single phase distribution board				
Number of way	Rated current In (A)	Cat n°	Terminal block (number of holes)	
			Earth terminals	Neutral terminals
6	100	EZ9ES6L	7	6 + 1
8	100	EZ9ES8L	10	10 + 1
10	100	EZ9ES10L	10	10 + 1
12	100	EZ9ES12L	18	16 + 1
16	100	EZ9ES16L	18	16 + 1

## Vertical 3 phase distribution board Straight

- Available in 12, 18, 24, 30, 36 and 42 ways (excluding main incomer)
- Straight busbar distribution board.
- Removable pan assembly.
- Incomer provision:
  - RCCB: upto 125 A,
  - MCB: upto 125 A,
  - isolator: upto 125 A.
- Versatile incomer configuration: 4P RCCB + 4P Isolator (max).
- Outgoer provision: MCB, RCBO.

Vertical 3 phase distribution board Straight				
Number of way	Rated current In (A)	Cat n°	Terminal block (number of holes)	
			Earth terminals	Neutral terminals
12	125	EZ9ET12	12 + 2	12 + 2
18	125	EZ9ET18	18 + 2	18 + 2
24	125	EZ9ET24	24 + 2	24 + 2
30	125	EZ9ET30	30 + 2	30 + 2
36	125	EZ9ET36	36 + 2	36 + 2
42	125	EZ9ET42	42 + 2	42 + 2

## Vertical 3 phase distribution board Straight with Fixlink

- Available in 12, 18, 24, 30, 36 and 42 ways (excluding main incomer).
- Straight busbar distribution board with Fixlink.
- Incomer provision: isolator: upto 125 A.
- Outgoer provision: MCB, RCBO.

Vertical 3 phase distribution board Straight with Fixlink				
Number of way	Rated current In (A)	Cat n°	Terminal block (number of holes)	
			Earth terminals	Neutral terminals
12	125	EZ9ET12L	12 + 2	12 + 2
18	125	EZ9ET18L	18 + 2	18 + 2
24	125	EZ9ET24L	24 + 2	24 + 2
30	125	EZ9ET30L	30 + 2	30 + 2
36	125	EZ9ET36L	36 + 2	36 + 2
42	125	EZ9ET42L	42 + 2	42 + 2



Offer selection see page 1

## Offer 4

This sticker must be removed before publishing


Shrouded busbar for safety



Top and bottom removable gland plates with precut cable passthroughs



Terminal Block for Earth and neutral



Completely shrouded Fixlink for safe usage



Adjustable pan assembly  
Easy to remove knockouts in max 2 knocks



## Characteristics

### Main characteristics

Compliance with standards	IEC 61439-1, IEC 61439-3	
Rated current (In)	Single phase	100 A
	Vertical 3 phase	125 A
Permissible rated short-time withstand current (Icw)	Single phase	6 kA for 250 ms
	Vertical 3 phase	17 kA for 250 ms
Permissible peak current (Ipk)	Single phase	-
	Vertical 3 phase	34 kA
Operating voltage (Ue)	Single phase	230 V, 50 Hz
	Vertical 3 phase	400 V, 50 Hz

### Additional characteristics

Degree of protection	To IEC 60529	IP40 closed door
	To IEC 62262	IK08 against mechanical impacts
Operating temperature	-25°C to +50°C	
Color	Grey RAL 7035	
Materials	Metal enclosure:	
	■ electro galvanized 1.2 mm thick steel sheet	
	■ high quality epoxy polyester based powder surface coating.	

## Flush or surface mounting distribution board

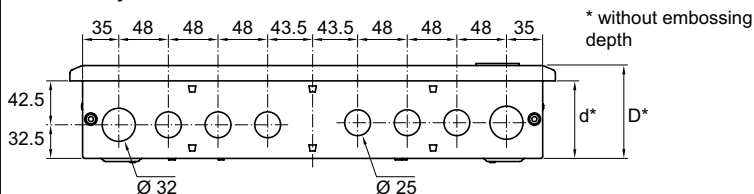
### Single phase distribution boards

#### Dimensions (mm)

#### Single phase distribution boards

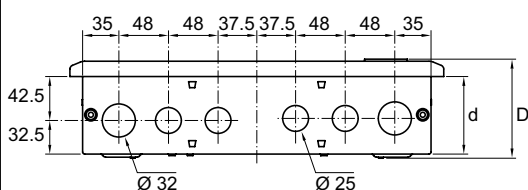
DB400942

##### 12/16 ways

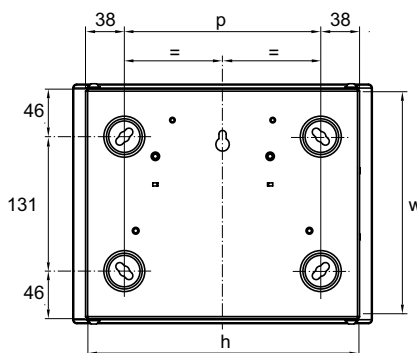
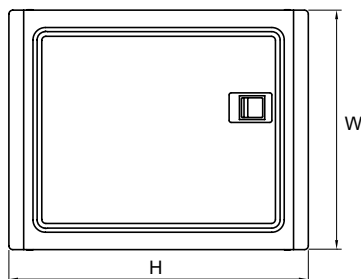
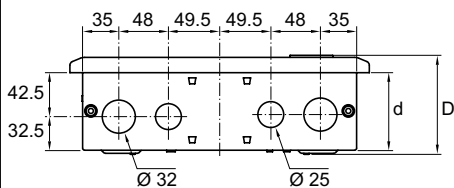


Ways	Product dimensions (H x W x D)	U box dimensions (h x w x d)
6 (2 + 6 ways)	290 x 232 x 90	265 x 224 x 75
8 (2 + 8 ways)	362 x 232 x 90	337 x 224 x 75
10 (2 + 10 ways)	362 x 232 x 90	337 x 224 x 75
12 (2 + 12 ways)	470 x 232 x 90	445 x 224 x 75
16 (2 + 16 ways)	470 x 232 x 90	445 x 224 x 75

##### 8/10 ways



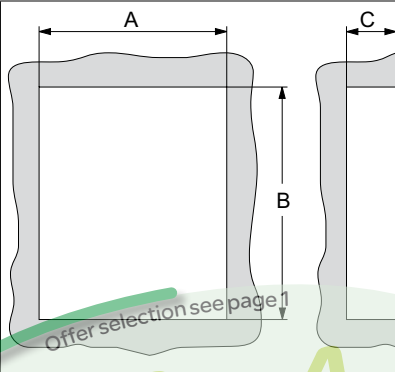
##### 6 ways



Ways	p
6 (2 + 6 ways)	190
8 (2 + 8 ways)	263
10 (2 + 10 ways)	263
12 (2 + 12 ways)	371
16 (2 + 16 ways)	371

#### Flush mounting view

DB400841



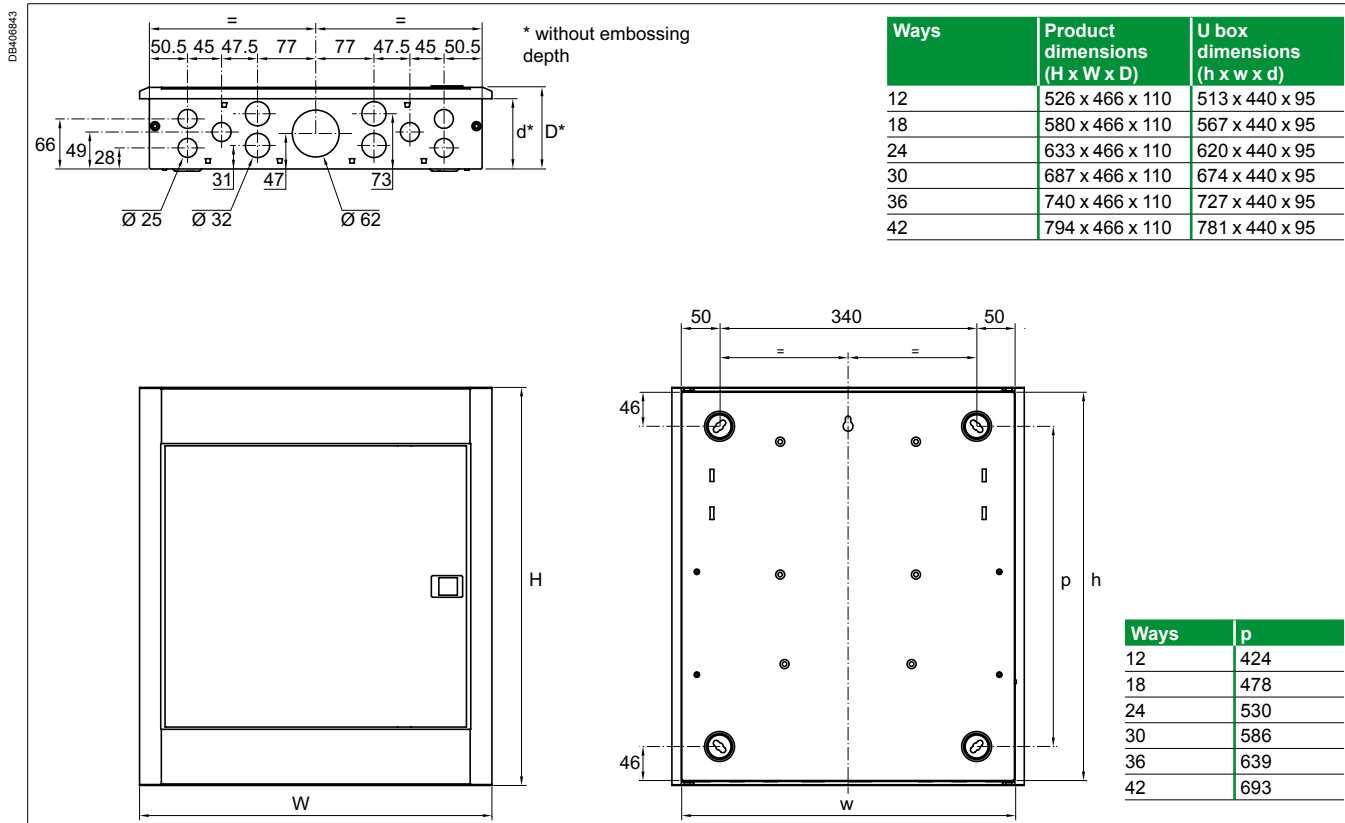
Ways	A	B	C
6	270	237	75
8	342	237	75
10	342	237	75
12	450	237	75
16	450	237	75

offer 4


This sticker must be removed before publishing

#### Dimensions (mm)

#### Vertical 3 phase distribution boards



#### Flush mounting view



Offer selection see page 1

# offer 4

This sticker must be removed before publishing



1.1	8/12/2014	Added Offer 4	Sedoc
1.0	4/08/2014	Creation	Sedoc
Indice	Date	Modification	Name