



BEST-POWER

CÔNG TY CỔ PHẦN THIẾT BỊ ĐIỆN HOÀNG PHƯƠNG



Tel: 024.3215.1322 / 086.6798.886

Website: Hoangphuong.com.vn

Email: Codienhoangphuong@gmail.com

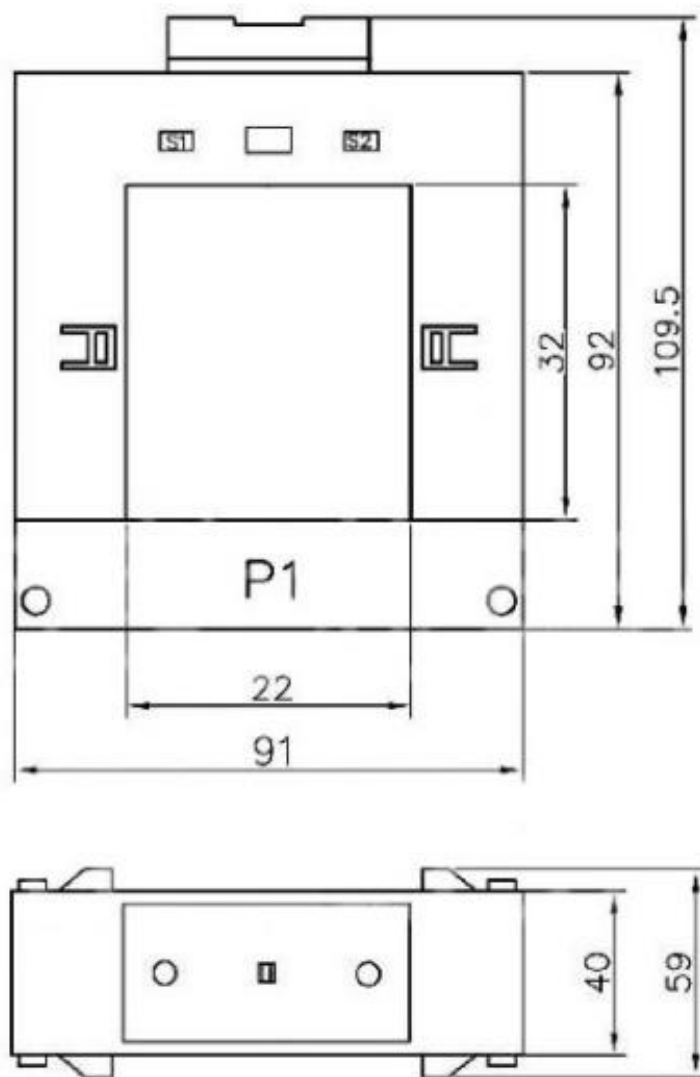


Product Selection Guide

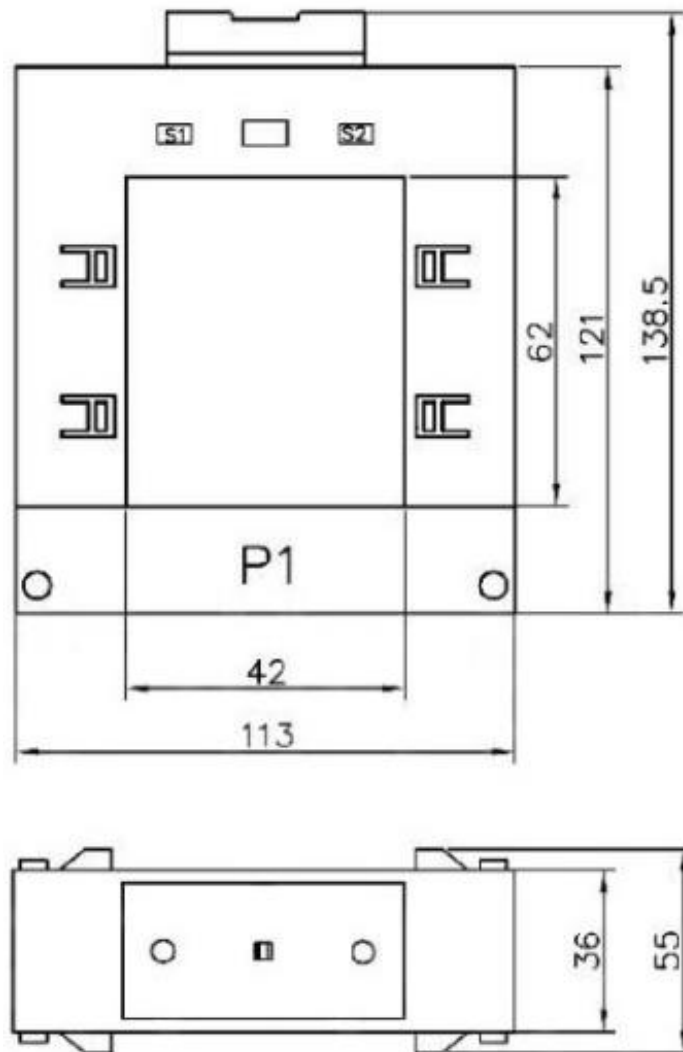
Hướng dẫn lựa chọn sản phẩm

- ▶ **Multifunction Meters**
Đồng hồ đo điện đa chức năng
- ▶ **Digital Panel Meters**
Đồng hồ đo điện kỹ thuật số
- ▶ **Current Transformers**
Biến dòng
- ▶ **Protection Relays**
Relay bảo vệ
- ▶ **Transducer**
Bộ chuyển đổi tín hiệu
- ▶ **Timers**
Bộ định thời gian
- ▶ **Energy Audit System**
Thiết bị kiểm toán năng lượng

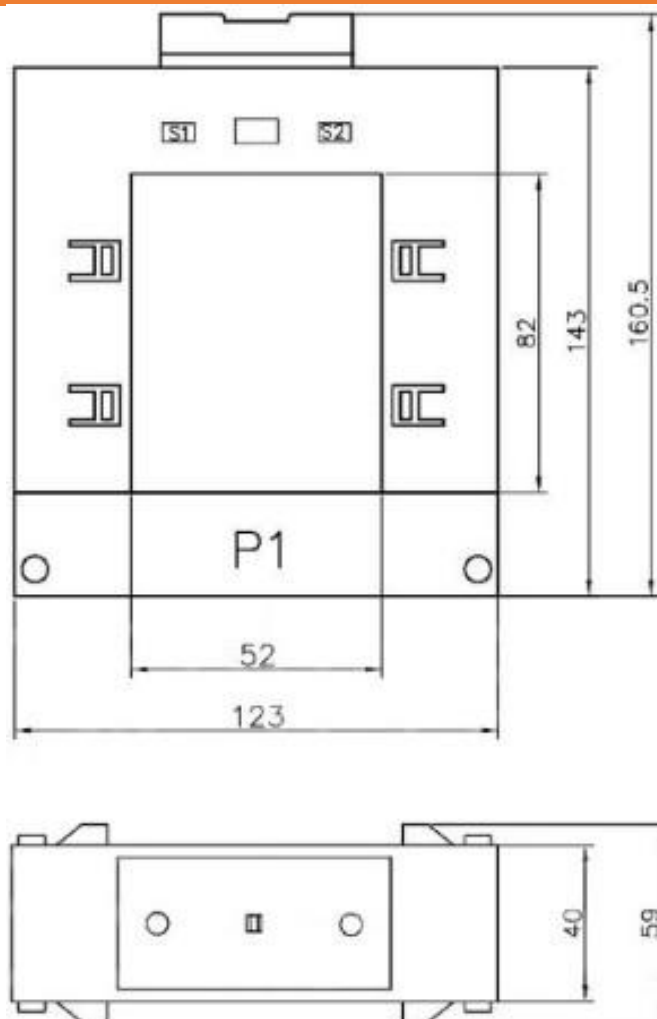




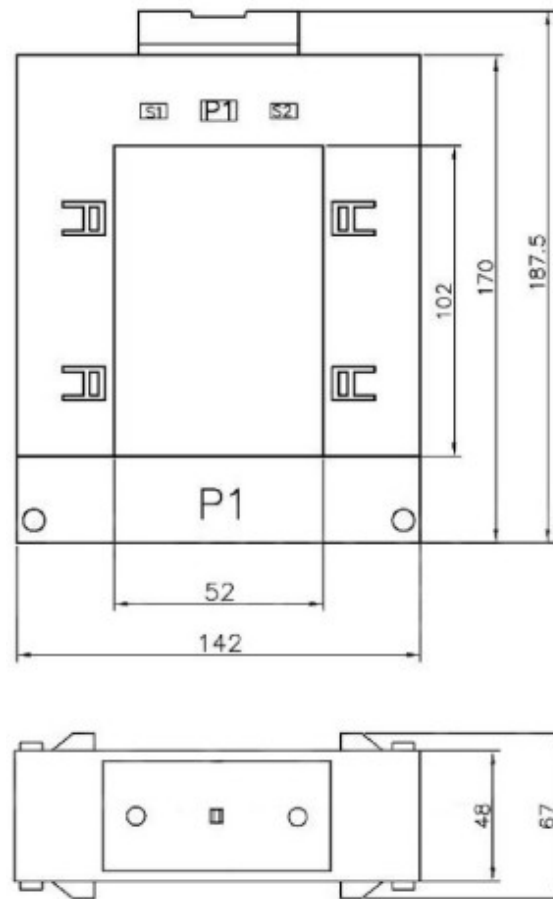
Model	Ratio	Class	Burden(VA)
KDE3020SLC-100-5-3-1.5	100/5	3	1.5
KDE3020SLC-150-5-3-1.5	150/5	3	1.5
KDE3020SLC-200-5-3-1.5	200/5	3	1.5
KDE3020SLC-250-5-1-2.5	250/5	1	2.5
KDE3020SLC-300-5-1-3.75	300/5	1	3.75
KDE3020SLC-400-5-1-3.75	400/5	1	3.75
KDE3020SLC-500-5-1-5	500/5	1	5



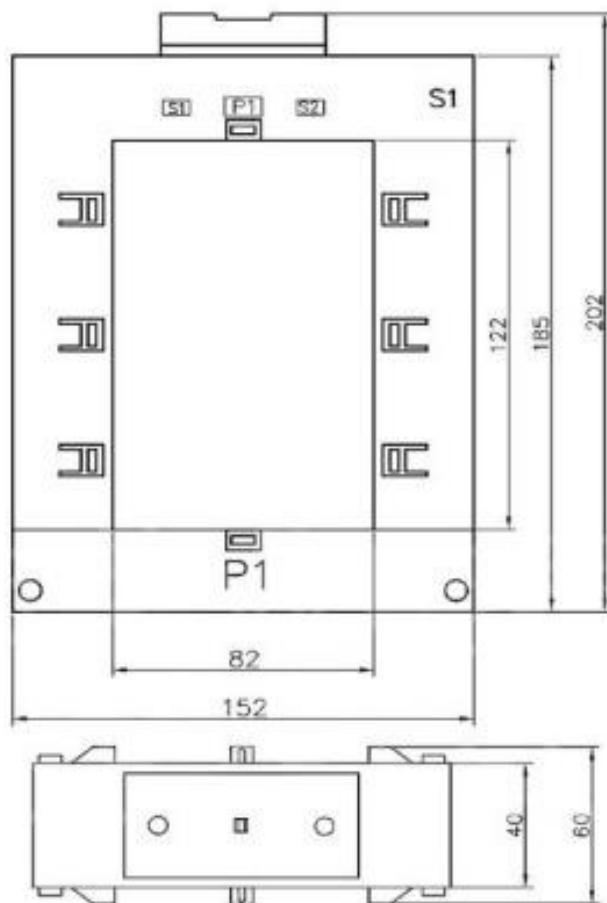
Model	Ratio	Class	Burden(VA)	Class	Burden(VA)
KDE6040SLC-300-5-X-YY	300/5	1	3.75	0.5	1.5
KDE6040SLC-400-5-X-YY	400/5	1	3.75	0.5	1.5
KDE6040SLC-500-5-X-YY	500/5	1	5	0.5	2.5
KDE6040SLC-600-5-X-YY	600/5	1	5	0.5	2.5
KDE6040SLC-800-5-X-YY	800/5	1	7.5	0.5	3.75
KDE6040SLC-1000-5-X-YY	1000/5	1	10	0.5	5
KDE6040SLC-1200-5-X-YY	1200/5	1	10	0.5	5
KDE6040SLC-1250-5-X-YY	1250/5	1	10	0.5	5



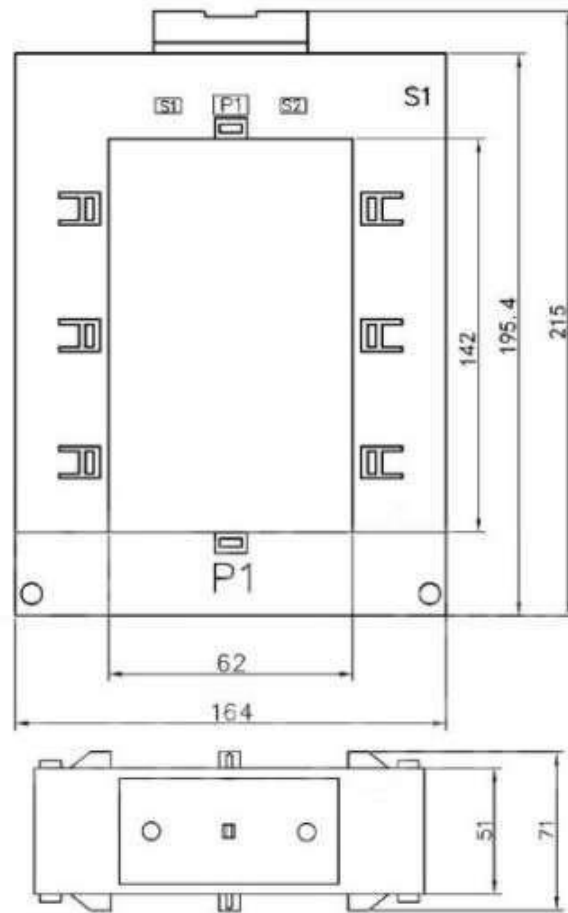
Model	Ratio	Class	Burden(VA)	Class	Burden(VA)
KDE8050SLC-400-5-X-YY	400/5	1	3.75	0.5	2.5
KDE8050SLC-500-5-X-YY	500/5	1	3.75	0.5	2.5
KDE8050SLC-600-5-X-YY	600/5	1	5	0.5	3.75
KDE8050SLC-800-5-X-YY	800/5	1	5	0.5	3.75
KDE8050SLC-1000-5-X-YY	1000/5	1	5	0.5	3.75
KDE8050SLC-1200-5-X-YY	1200/5	1	7.5	0.5	5
KDE8050SLC-1250-5-X-YY	1250/5	1	10	0.5	5
KDE8050SLC-1500-5-X-YY	1500/5	1	10	0.5	5
KDE8050SLC-1600-5-X-YY	1600/5	1	10	0.5	5
KDE8050SLC-2000-5-X-YY	2000/5	1	15	0.5	7.5



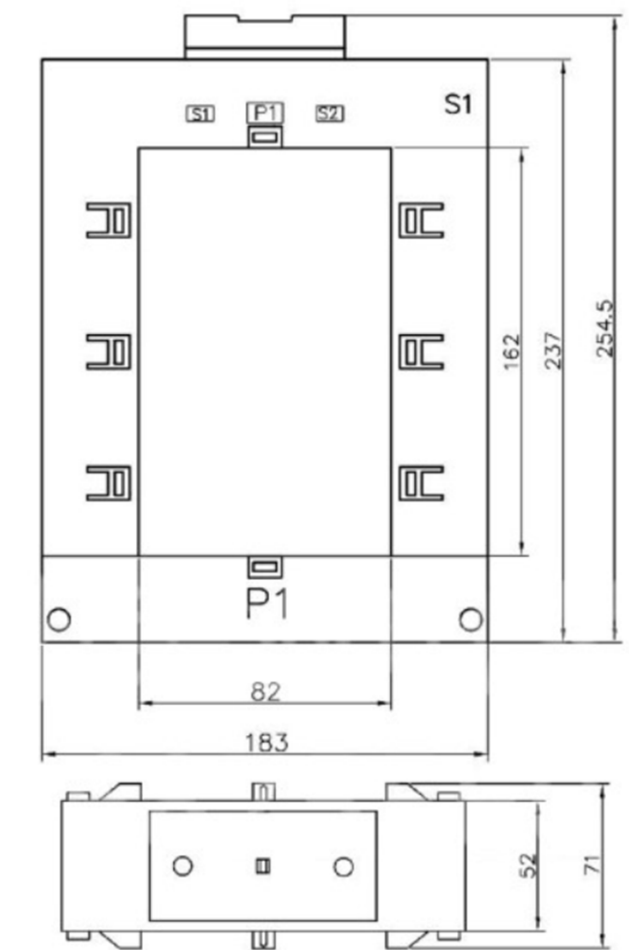
Model	Ratio	Class	Burden(VA)	Class	Burden(VA)
KDE10050SLC-800-5-X-YY	800/5	1	5	0.5	3.75
KDE10050SLC-1000-5-X-YY	1000/5	1	7.5	0.5	5
KDE10050SLC-1200-5-X-YY	1200/5	1	7.5	0.5	5
KDE10050SLC-1250-5-X-YY	1250/5	1	7.5	0.5	5
KDE10050SLC-1500-5-X-YY	1500/5	1	10	0.5	5
KDE10050SLC-1600-5-X-YY	1600/5	1	10	0.5	5
KDE10050SLC-2000-5-X-YY	2000/5	1	10	0.5	7.5
KDE10050SLC-2500-5-X-YY	2500/5	1	15	0.5	7.5
KDE10050SLC-3000-5-X-YY	3000/5	1	15	0.5	10
KDE10050SLC-3200-5-X-YY	3200/5	1	15	0.5	10
KDE10050SLC-4000-5-X-YY	4000/5	1	15	0.5	10



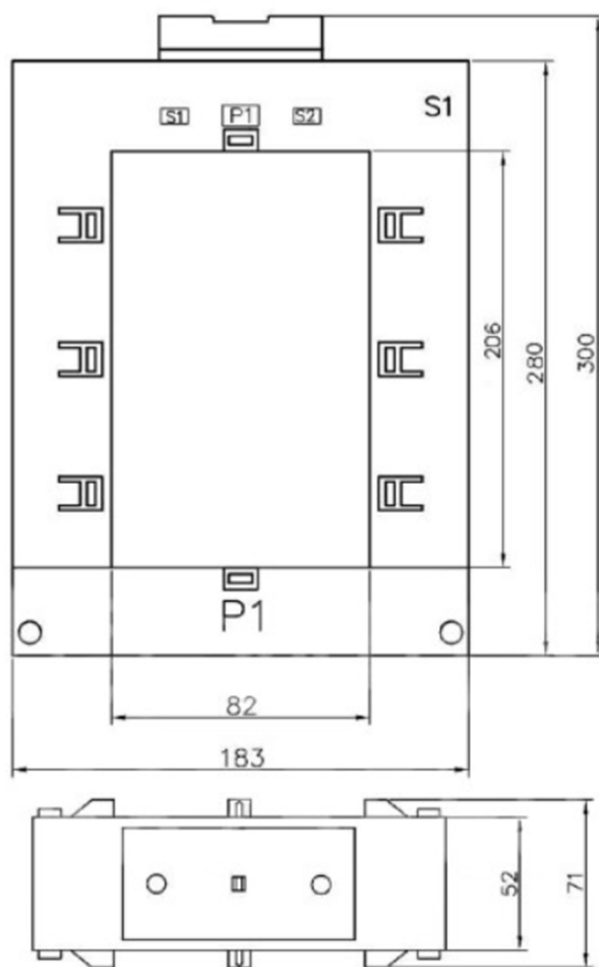
Model	Ratio	Class	Burden(VA)	Class	Burden(VA)
KDE12080SLC-1000-5-X-YY	1000/5	1	7.5	0.5	5
KDE12080SLC-1200-5-X-YY	1200/5	1	7.5	0.5	5
KDE12080SLC-1250-5-X-YY	1250/5	1	7.5	0.5	5
KDE12080SLC-1500-5-X-YY	1500/5	1	7.5	0.5	5
KDE12080SLC-1600-5-X-YY	1600/5	1	10	0.5	7.5
KDE12080SLC-2000-5-X-YY	2000/5	1	10	0.5	10
KDE12080SLC-2500-5-X-YY	2500/5	1	10	0.5	10
KDE12080SLC-3000-5-X-YY	3000/5	1	15	0.5	10
KDE12080SLC-3200-5-X-YY	3200/5	1	15	0.5	10
KDE12080SLC-4000-5-X-YY	4000/5	1	20	0.5	15



Model	Ratio	Class	Burden(VA)	Class	Burden(VA)
KDE14060SLC-1500-5-X-YY	1500/5	1	10	0.5	7.5
KDE14060SLC-1600-5-X-YY	1600/5	1	10	0.5	7.5
KDE14060SLC-2000-5-X-YY	2000/5	1	10	0.5	10
KDE14060SLC-2500-5-X-YY	2500/5	1	15	0.5	10
KDE14060SLC-3000-5-X-YY	3000/5	1	20	0.5	15
KDE14060SLC-3200-5-X-YY	3200/5	1	20	0.5	15
KDE14060SLC-4000-5-X-YY	4000/5	1	20	0.5	15
KDE14060SLC-5000-5-X-YY	5000/5	1	20	0.5	15
KDE14060SLC-6000-5-X-YY	6000/5	1	20	0.5	15
KDE14060SLC-6300-5-X-YY	6300/5	1	20	0.5	15



Model	Ratio	Class	Burden(VA)	Class	Burden(VA)
KDE16080SLC-2000-5-X-YY	2000/5	1	15	0.5	10
KDE16080SLC-2500-5-X-YY	2500/5	1	20	0.5	10
KDE160800SLC-3000-5-X-YY	3000/5	1	20	0.5	15
KDE16080SLC-3200-5-X-YY	3200/5	1	20	0.5	15
KDE16080SLC-4000-5-X-YY	4000/5	1	25	0.5	20
KDE16080SLC-5000-5-X-YY	5000/5	1	25	0.5	20
KDE16080SLC-6000-5-X-YY	6000/5	1	30	0.5	20
KDE16080SLC-6300-5-X-YY	6300/5	1	30	0.5	20
KDE16080SLC-7000-5-X-YY	7000/5	1	30	0.5	20
KDE16080SLC-8000-5-X-YY	8000/5	1	30	0.5	20



Model	Ratio	Class	Burden(VA)	Class	Burden(VA)
KDE20080SLC-3000-5-X-YY	3000/5	1	20	0.5	15
KDE20080SLC-3200-5-X-YY	3200/5	1	20	0.5	15
KDE20080SLC-4000-5-X-YY	4000/5	1	25	0.5	20
KDE20080SLC-5000-5-X-YY	5000/5	1	25	0.5	20
KDE20080SLC-6000-5-X-YY	6000/5	1	30	0.5	20
KDE20080SLC-6300-5-X-YY	6300/5	1	30	0.5	20
KDE20080SLC-7000-5-X-YY	7000/5	1	30	0.5	20
KDE20080SLC-8000-5-X-YY	8000/5	1	30	0.5	20